

LED AREA LIGHT - MEDIUM (XAM)



U.S. and international patents pending

EXPECTED LIFE - Minimum 60,000 hours to 100,000 hours depending upon the ambient temperature of the installation location. See LSI web site for specific guidance.

LEDS - Select high-brightness LEDs. 5750°K color temperature (nominal).

DISTRIBUTION/PERFORMANCE - Types 2, 3, FT*, and 5. Exceptional uniformity with full cutoff creates bright environment at lower light levels. Improved backlight cutoff minimizes light trespass.

HOUSING - Housing is die-formed aluminum. Weather-tight housing contains factory prewired driver and field connections. Wiring access door is located underneath and utilizes tool-less thumbscrew fastener.

OPTICAL UNIT - Lens is clear, flat tempered glass, sealed to aluminum optics housing to create an IP67 rated, sealed optical unit.

MOUNTING - Tapered rear design allows fixtures to be mounted in a quad pattern without the need for extension arms. Use with Crossover steel round and steel square poles. See separate data sheets.

ELECTRICAL - Universal voltage power supply 120-277 VAC, (50/60 Hz) input. Also available in 347 volt and 480 volt. Supply voltage must be specified for use with optional button-type photocells. PCI is available in 120, 208, 240, 277 or 347 volt. Optional twistlock photocell receptacle is also available. Photocell must be ordered separately. See accessories.

DRIVER - State-of-the-art driver technology designed specifically for LSI LED light sources provides unsurpassed system efficiency. Components are fully encased in potting material for moisture resistance. Driver complies with IEC and FCC standards.

OPERATING TEMPERATURE - -40°C to +50°C (-40°F to +122°F).

FINISH - Fixtures are finished with LSI's DuraGrip® polyester powder coat finishing process. The DuraGrip finish withstands extreme weather changes without cracking or peeling, and is guaranteed for five full years. Standard colors include bronze, black, platinum plus, buff, graphite, satin verde green, metallic silver and white.

WARRANTY - LSI LED fixtures carry a limited 5-year warranty.

PHOTOMETRICS - Application layouts are available upon request. Contact LSI Applications Group at lighting.apps@lsi-industries.com

SHIPPING WEIGHT - 27.0 lbs (12.7 kg)

LISTING - ETL listed to U.S. and Canadian safety standards. Suitable for wet locations.

* FT distribution is classified as semi-cutoff.

Crossover® LED Lighting

Light Output (Lumens) 9996
Watts 139.5
Lumens per Watt (Efficacy) 71

Color Accuracy 70
 Color Rendering Index (CRI)

Light Color 5750 (Daylight)
 Correlated Color Temperature (CCT)

All results are according to IESNA LM-79-2008: Approved Method for the Electrical and Photometric Testing of Solid-State Lighting. The U.S. Department of Energy (DOE) verifies product test data and results. Products qualified under the DOE ENERGY STAR® program have the ENERGY STAR mark on this label.

Visit www.lightingfacts.com for the Label Reference Guide.

Registration Number: KGGN-FAQHKB
 Model Number: XAM-2-LED-119-CW-UE
 Type: Outdoor pole/arm-mounted area and roadway fixtures

This "Lighting Facts Label" represents LSI's commitment, through participation in the Department of Energy's SSL Quality Advocates program, to accurately report performance criteria of our LED fixtures. **This label represents a single test of a single fixture. Input power below represents rated values for the family.** Color temperature and lumen output for each variation of this Crossover® fixture can be found in the ordering information below as well as at www.lightingfacts.com.

LIGHT OUTPUT		
Fixture	Distribution	Lumens (Nominal)
XAM	Type 2	9900
	Type 3	9400
	Type FT	10,200
	Type 5	9000
Input Power of 137 watts		

IP67



RoHS COMPLIANT



Intertek
 Suitable for wet locations



04/21/10

Project Name _____ Fixture Type _____

Catalog # _____

LED AREA LIGHT - MEDIUM (XAM)

LUMINAIRE ORDERING INFORMATION

TYPICAL ORDER EXAMPLE: **XAM 2 LED 119 CW UE WHT PCI120**

Prefix	Distribution	Light Source	# of LEDs	LED Color Temperature	Line Voltage	Luminaire Finish	Options
XAM - LED Area Medium	2 - Type 2 3 - Type 3 FT - Forward Throw 5 - Type 5	LED	119	CW - Cool White (5750°K nom.)	UE - Universal Voltage (120-277) 347 480	BLK - Black BRZ - Bronze BUF - Buff GPT - Graphite MSV - Metallic Silver PLP - Platinum Plus SVG - Satin Verde Green WHT - White	Button Type Photocells PCI 120 - 120v PCI 208 - 208v PCI 240 - 240v PCI 277 - 277v PCI 347 - 347v PCR - Twistlock Photoelectric Control Receptacle TB - Terminal Block

Beam Spread	EPA
Single	1.2
D180°	2.4
D90°	2.0
T90°	3.4
TN120°	3.4
Q90°	4.0

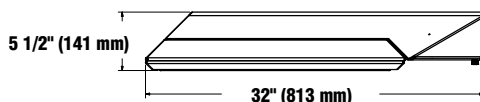
Description	Order Number
BKA-XBO-EC-6-CLR 6" Extension Arm	382136CLR ¹
BKS-XBO-WM-* - CLR Wall Mounting Bracket	382132CLR ¹
DVS - Direct View Shield (rear mount only) ²	390687CLR
X4RPP Round Pole Plate for 4" Poles	379967CLR ¹
X5RPP Round Pole Plate for 5" Poles	379968CLR ¹
PC 120 - Photocell for use w/ PCR option (120V)	122514
PC 208-277 - Photocell for use w/ PCR option (208V, 240V or 277V)	122515
PC 347 - Photocell for use w/ PCR option (347V)	159516
PC 480 - Photocell for use w/ PCR option (480V)	1225180

NOTES:
 1 - Replace "CLR" with desired color (ex. 382136BRZ)
 2 - Direct View Shield adds to fixture EPA. Consult factory.


DIMENSIONS



Front View

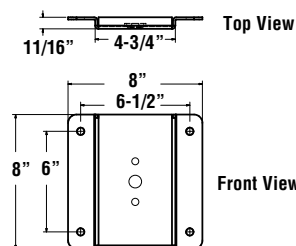


Side View

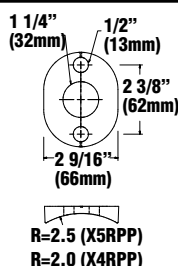


Bottom View

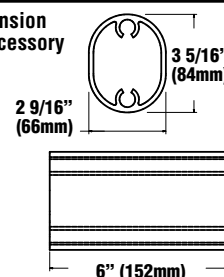
Wall Bracket



Round Pole Plate Accessory



6" Extension Arm Accessory



DVS - Direct View Shield (390687CLR)

